

**4° PRIMARIA  
ESPAÑOL**

**TAREA DE PUNTOS EXTRA**

**Lunes 27 de octubre del 2025**

**Español**

**Tarea:** Escribe en tu cuaderno el recuadro de la página 82 de tu diario de aprendizajes

**APOYO:**



**NOTA:** Favor de poner fecha a todas las hojas de las tareas (sin abreviar), se revisará la letra, ortografía, orden y limpieza; poner en color rojo las letras mayúsculas y signos de puntuación en todas las materias.

**Martes 28 de octubre del 2025  
Matemáticas**

**Tarea:** Investiga y escribe en tu cuaderno sobre los números decimales, poner ejemplos

**APOYO:**

**¿Qué es un número decimal?**

- ♦ Un número decimal tiene una parte entera y una parte decimal separadas por una coma.

El número: 3,141

PARTE ENTERA	PARTE DECIMAL		
UNIDAD	DÉCIMA	CENTÉSIMA	MILÉSIMA
3,	1	4	1

**NOTA:** Favor de poner fecha a todas las hojas de las tareas (sin abreviar), se revisará la letra, ortografía, orden y limpieza; poner en color rojo las letras mayúsculas y signos de puntuación en todas las materias.

**Miércoles 29 de octubre del 2025**  
**Ciencias naturales**

**Tarea:** Escribe en tu cuaderno el recuadro de la página 58 de tu diario de aprendizajes  
**APOYO:**

**Frutas y verduras**



**Cereales  
y leguminosas**



**Alimentos  
de origen animal**



**NOTA:** Favor de poner fecha a todas las hojas de las tareas (sin abreviar), se revisará la letra, ortografía, orden y limpieza; poner en color rojo las letras mayúsculas y signos de puntuación en todas las materias.

**Jueves 30 de octubre del 2025**  
**Geografía**

**Tarea:** Escribe en tu cuaderno el recuadro de la página 118 de tu diario de aprendizajes  
**APOYO:**



**NOTA:** Favor de poner fecha a todas las hojas de las tareas (sin abreviar), se revisará la letra, ortografía, orden y limpieza; poner en color rojo las letras mayúsculas y signos de puntuación en todas las materias.

**4TH GRADE  
ENGLISH**

**Monday October 27th 2025**

**Review Activity**

Print and paste in your notebook (or copy) the following worksheet and complete it. There is an additional resource in the next page for extra help.

**4TH GRADE**

**Past Continuous Worksheet - Affirmative and Negative Review Worksheet**

Complete the table with the correct form of the verb "to be" in the past, in the affirmative and negative form.

**Affirmative**



I	
you	
he	
she	
it	
we	
they	

**Negative**



I	
you	
he	
she	
it	
we	
they	

Remember: to use the **past continuous**, all you need to do is add a **verb in -ing to the verb to be in the past**. Complete the following sentences with the correct form of the **verb to be and a verb in -ing**. Look at the examples.

1. Yesterday, I was playing (play) soccer with my friends at 3 pm.
2. My mom \_\_\_\_\_ (cook) dinner when I came home from school.
3. Last night, my family \_\_\_\_\_ (watch) a movie on TV.
4. My brother \_\_\_\_\_ (do) his homework while I \_\_\_\_\_ (help) him.
5. At 8 am, my dad was making (make) breakfast.
6. We \_\_\_\_\_ (go) to the park when it started raining.
7. My sister \_\_\_\_\_ (read) a book while I \_\_\_\_\_ (play) with my toys.
8. At 9 pm, my friends \_\_\_\_\_ (play) video games online.



## Past Continuous - Affirmative and Negative

### Affirmative



<b>I</b>	was	reading.
<b>You</b>	were	talking.
<b>He</b>	was	walking.
<b>She</b>	was	swimming.
<b>It</b>	was	raining.
<b>We</b>	were	learning.
<b>They</b>	were	working.

### Negative



<b>I</b>	wasn't	reading.
<b>You</b>	weren't	talking.
<b>He</b>	wasn't	walking.
<b>She</b>	wasn't	swimming.
<b>It</b>	wasn't	raining.
<b>We</b>	weren't	learning.
<b>They</b>	weren't	working.

Tuesday October 28th 2025





















Review Activity

Vocabulary - Print and paste in your notebook (or copy) the following worksheet and complete it.

4th Grade - Book 1 - Unit 2

Date: \_\_\_\_\_

Name: \_\_\_\_\_

a mark left on part of the body after an injury, such as a cut, has healed	in filmmaking a frame is one of the many still images which compose the complete moving picture	 blind	 frame
one of many tissues in the body that can tighten and relax to produce movement	in ancient Greek stories, a giant with one eye	 wrinkle	
relating to light or the ability to see	a person who works on a ship	 guest	 satyr
(of a place) having people or animals living there	to make your body or your arms and legs straight so that they are as long as possible	 scar	 optical
a toy in the shape of a person or animal that you can move with strings or by putting your hand inside	a small line in the skin caused by old age	 nobody	 dwarf
a god in Greek literature who is half man and half goat	having good judgment and the ability to act correctly and make decisions on your own	 puppet	 fascinate
a character in a book, play, film, etc. who harms other people	in stories for children, a creature like a little man with magical powers	 cyclops	 conqueror
extremely unpleasant or unacceptable	to interest someone a lot	 inhabited	 sailor
unable to see	a person who is staying with you, or a person you have invited to a social occasion, such as a party or a meal	 stretch	 muscle
someone who has conquered a country or its people	not anyone	 responsible	 disgusting
		 villain	

**Wednesday October 29th 2025**

**Reading**

**Reading** - Reread the story "Odysseus and the Cyclops" from your Awesome Reader & Writer. In your notebook, answer the following questions. You can print the worksheet or copy the questions and answer them.

1. What is the genre of the story? (is it a myth, or an informative text?)
2. Who was Odysseus?
3. What did they find at the entrance of the cave?
4. What did Odysseus and the sailors offer the Satyr in exchange for food?
5. What was the cyclops?
6. What did the cyclops put in front of the entrance?
7. What answer did Odysseus give the cyclops when he asked "who are you"?
8. True or false: The cyclops ate some of the men.
9. True or false: The cyclops drank some chocolate milk.
10. True or false: When the cyclops' belly was full, he went to sleep.
11. True or false: The sailors made the cyclops blind with hot metal.
12. True or false: Odysseus tied the sailors to the belly of small cows.
13. True or false: Odysseus tied the sailors to the belly of small cows.
14. True or false: At the end, Odysseus and the sailors could escape.
15. True or false: Odysseus tied the sailors to the belly of small cows.
16. True or false: The cyclops was very happy at the end of the story.

Thursday October 30th 2025

### Curious Scientist review

**Curious Scientist** - Print and paste in your notebook (or copy) the following worksheet. Note: there are 12 exercises on it; you will find them on the next pages (son 12 ejercicios y están en las siguientes páginas).

#### Additional Resources

Skeletal System - Academic Log, pages 14-19

Muscular System - Academic Log, pages 20-22

4th Grade - 1st Quarter - Curious  
Scientist

Date: \_\_\_\_\_

Name: \_\_\_\_\_

1.

Muscles    Bones

\_\_\_\_\_ are rigid structures that give support and strength to the body and protect its organs.

2.

organs    muscles

Bones also protect important \_\_\_\_\_ from injury, such as the brain, heart, and lungs.

3.

Muscles    Joints

\_\_\_\_\_ are areas where bones meet.

4.

Involuntary muscles    Voluntary muscles

\_\_\_\_\_ are muscles we control with our brain—in other words, it moves when we want them to.

5.

Involuntary muscles    Voluntary muscles

\_\_\_\_\_ are muscles that work without us having to think in order to control them. These muscles are related to functions such as blood circulation and the movement of food through the body.

6. joint tendon

A special kind of tissue that connects a muscle with a bone is called a \_\_\_\_\_.

7. bones muscles

The hardest parts inside your body are called \_\_\_\_\_.

8. Computers X-rays

\_\_\_\_\_ allow us to see bones, but you can also feel them by touching your body.

9. muscular skeletal

Bones are part of the \_\_\_\_\_ system.

10. heart arm

Muscles in your \_\_\_\_\_ are an example of voluntary muscles.

11. stomach legs

Muscles in your \_\_\_\_\_ are an example of involuntary muscles.

Friday October 31th 2025

**Review Activity**

**Wise Citizen** - Print and paste the following worksheet. Complete it by matching the words to their position in the Mayan social pyramid. Then in your notebook, write information about each part of society. Use red for capital letters and punctuation marks.

4th Grade - C&HTS - Mayan Society Organization

Date: \_\_\_\_\_ Name: \_\_\_\_\_



**Additional Resources**

**Social, political, and economic organization of the Maya**

- Ancient Maya society was organized in a hierarchy:
  - At the top of the pyramid of power were the **priests**. They were the leaders of each city-state.
  - Then came **members of the noble class**, which included war chiefs and government officials. Noble status was determined only by birth.
  - Below the nobility were **merchants** who enjoyed more freedom and privileges than many other groups.
  - Then came the **artisans and agricultural workers**. Agricultural workers lived in the areas surrounding the cities and paid the nobility a third of what they produced as tribute.
  - At the bottom of the pyramid were **slaves**, who were prisoners of war, criminals, or **children of other slaves**.
    - Women prepared food and used looms to weave cotton. Men participated in agriculture, trapped animals, and carved objects from wood or jade.