

**Lunes 28 de octubre del 2024
Ciencias naturales**

TAREA: Diario de aprendizajes página 164 de tu diario de aprendizajes.

NOTA: Favor de poner fecha a todas las hojas, mandar en orden las tareas, **buena letra**, signos de puntuación con color rojo, revisar que no se vean borrosas las actividades gracias.

APOYO:



**Martes 29 de octubre del 2024
Ciencias naturales**

TAREA: Resuelve la página 167 de tu diario de aprendizajes.

NOTA: Favor de poner fecha a todas las hojas, mandar en orden las tareas, **buena letra**, signos de puntuación con color rojo, revisar que no se vean borrosas las actividades gracias.

APOYO:



Miércoles 30 de octubre del 2024
Geografía

TAREA: Resuelve la página 170 de tu diario de aprendizajes.


NOTA: Favor de poner fecha a todas las hojas, mandar en orden las tareas, **buena letra**, signos de puntuación con color rojo, revisar que no se vean borrosas las actividades gracias.

APOYO:



El relieve

Es un conjunto de formas geográficas que presenta el paisaje.



El agua es un recurso natural, que se puede encontrar en lagos, ríos, mares, lagunas, manantiales y cascadas.





Viernes 1 de noviembre del 2024
Geografía

TAREA: Resuelve la página 171 de tu diario de aprendizajes.

NOTA: Favor de poner fecha a todas las hojas, mandar en orden las tareas, **buena letra**, signos de puntuación con color rojo, revisar que no se vean borrosas las actividades gracias.



4° PRIMARIA COMPUTACIÓN

Martes 29 de octubre del 2024

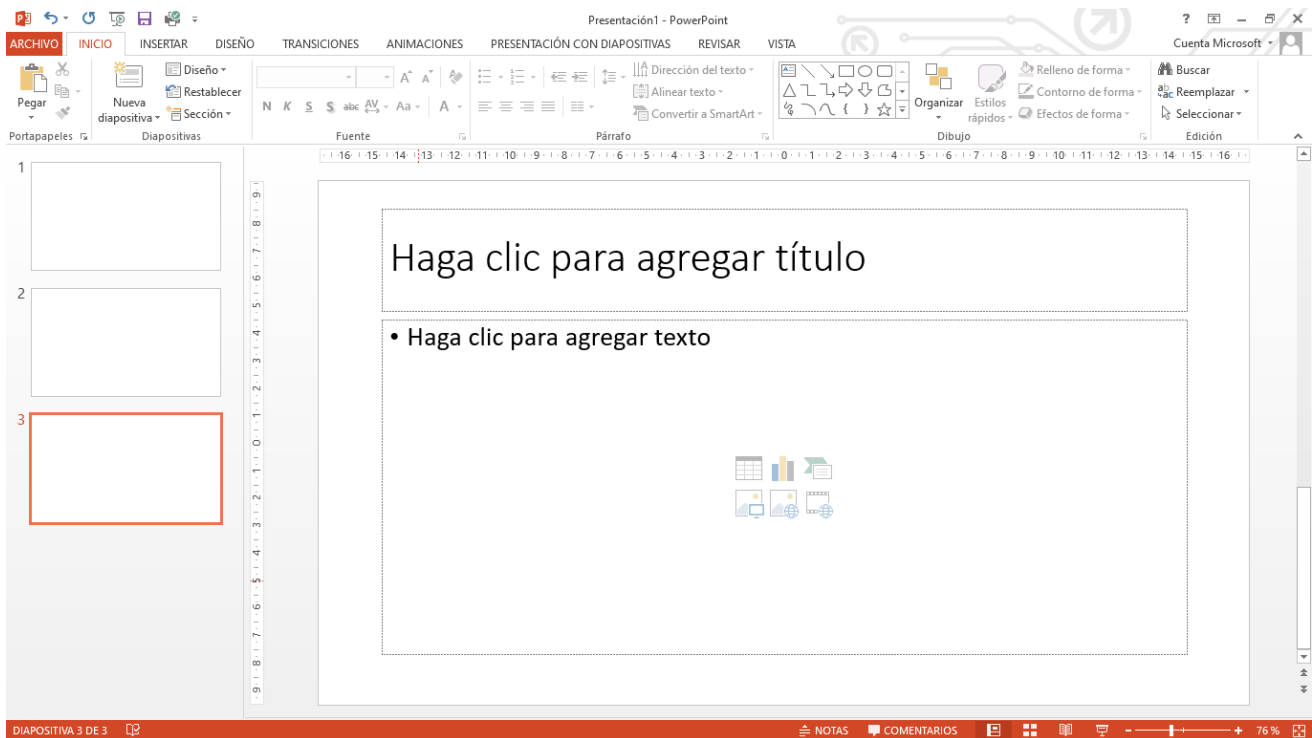
Imprime y pega o dibuja en tu cuaderno la siguiente actividad

En la siguiente imagen identifica y circula los iconos del color que se indica

Rojo- insertar una tabla

Azul – insertar un gráfico

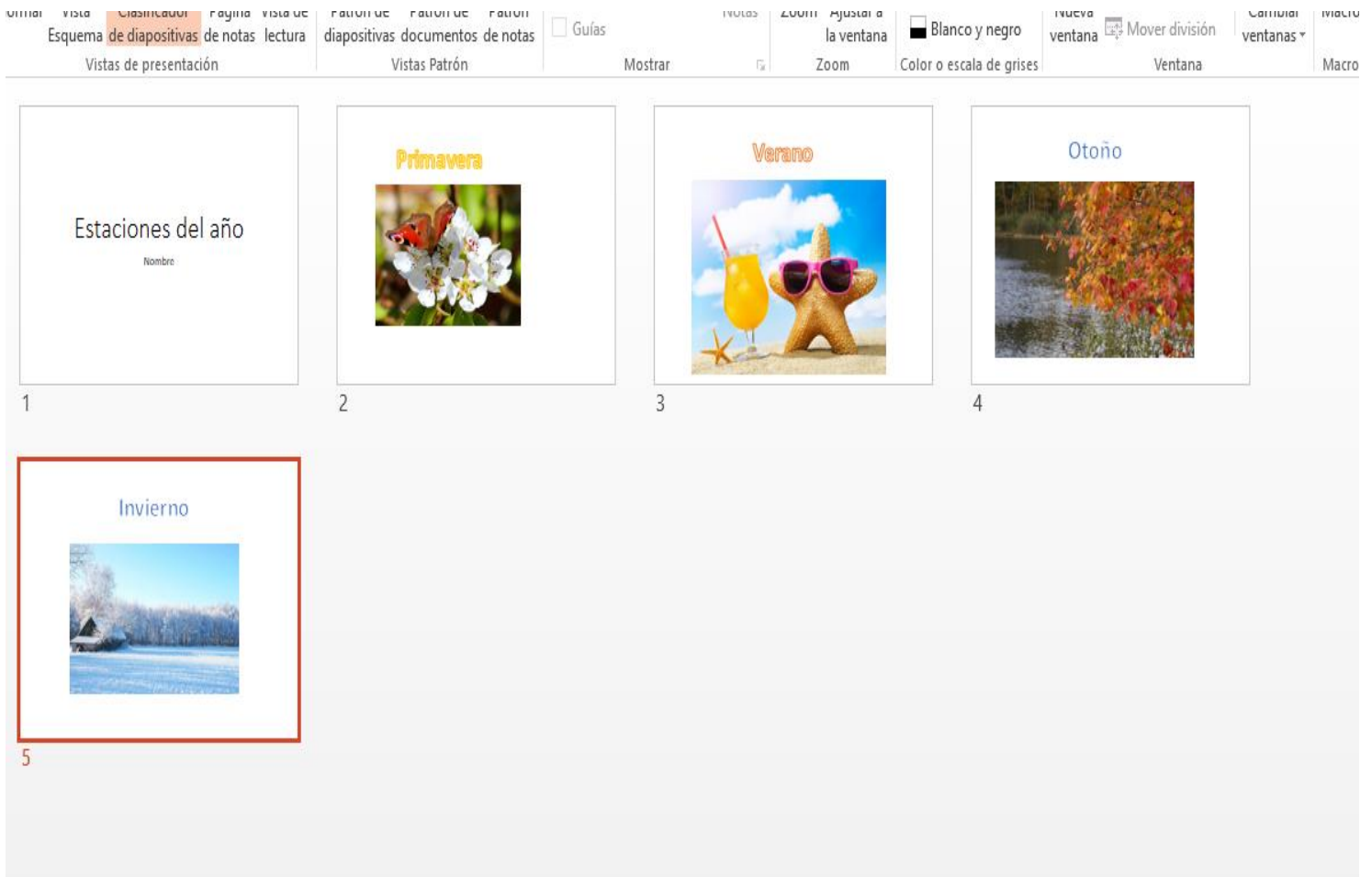
Verde- insertar una imagen en línea



Martes 29 de octubre del 2024

Presentaciones multimedia.

1. En PowerPoint o presentaciones
2. Realiza una presentación de las estaciones del año. (puedes cambiar las imágenes)
3. Aplica formato de fondo (color) a las diapositivas



The screenshot shows a PowerPoint presentation with five slides. The first slide is a title slide with the text "Estaciones del año" and a small "Nombre:" label below it. The second slide is titled "Primavera" and features a photograph of a butterfly on a white flower. The third slide is titled "Verano" and features a photograph of a starfish wearing sunglasses next to a yellow drink. The fourth slide is titled "Otoño" and features a photograph of a river with colorful autumn trees. The fifth slide is titled "Invierno" and features a photograph of a snowy landscape with a small cabin. The presentation is displayed in a window with a standard Windows-style menu bar and toolbar.

Miércoles 30 de octubre del 2024

Busca en internet cuales son los beneficios de saltar la cuerda y escríbelo en tu libreta.

**ARTES
4° PRIMARIA**

Martes 29 de octubre 2024

Tarea: Elige tu canción favorita o bien una pieza instrumental y mientras la escuchas ve llenando de color la siguiente imagen, procura que la pieza musical que escuches no sea demasiado rápida y no tengas el volumen muy fuerte, al final pega la imagen en tu cuaderno.



Al terminar sube una imagen de tu trabajo a la plataforma de tareas de arte.



**4° PRIMARIA
ARTES
TAREA PUNTOS EXTRAS**

Martes 29 de octubre del 2024

Elaboración de papel picado.

Debes adquirir una hoja de papel china de un color llamativo, dobla esta hoja en 4 partes y con mucho cuidado irás haciendo recortes con las tijeras, al final separa cada 1 de las 4 secciones en que doblaste la hoja y pégalas en un cordón.

Al terminar sube una imagen de tu trabajo a la plataforma de tareas de puntos extra de artes.





4TH GRADE HOMEWORK

Monday, October 28th, 2024

Homework

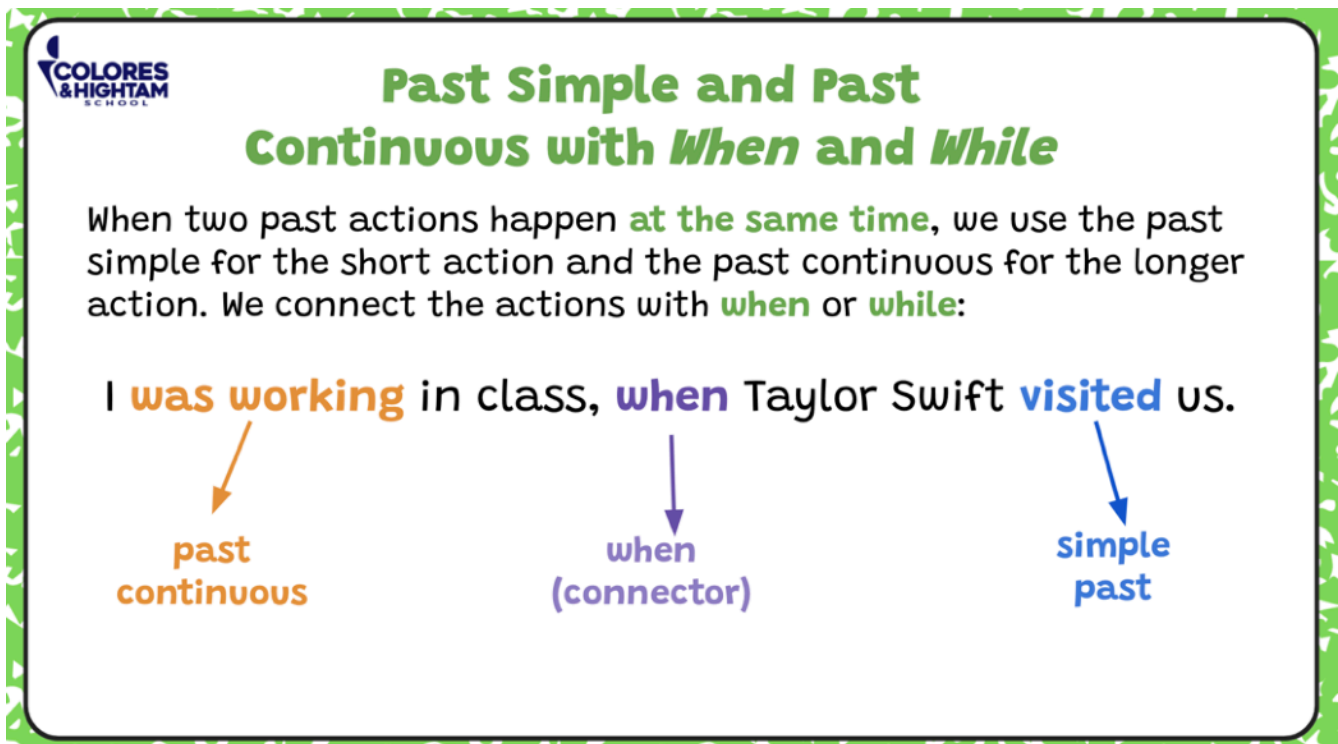
Complete exercise 3 of page 127 of your Academic Log, follow the instructions on your book.


Tuesday, October 29th 2024

Homework

Print and paste (or copy) the worksheet that you will find on the next page, and complete it. This is a practice of the use of the past continuous with the past simple.

Additional Resources



 **Past Simple and Past Continuous with *When* and *While***

When two past actions happen **at the same time**, we use the past simple for the short action and the past continuous for the longer action. We connect the actions with **when** or **while**:

I **was working** in class, **when** Taylor Swift **visited** us.

↓
past continuous

↓
when (connector)

↓
simple past



4th Grade

Past Simple and Past Continuous with When and While

1. Read and complete the table.

attacked was taking What when while

Past Simple and Past Continuous with *When* and *While*

When two past actions happen at the same time, we use the Past Simple for the shorter action, and the Past Continuous for the longer action. We connect the actions with *when* or *while*. We use *when* with the Past Simple, and we use *while* with the Past Continuous. We often use the Past Simple and Past Continuous to talk about an interrupted activity. For example, "I was running when I tripped."

When + Past Simple	I was taking a picture (1) _____ I heard the swamp beast. When the kraken (2) _____, we were sailing on the ocean.
While + Past Continuous	While I (3) _____ a picture, I heard the swamp beast. The kraken attacked (4) _____ we were sailing on the ocean.
Wh- Question	(5) _____ were you doing when you saw the giant squid?

2. Write "PS" (Past Simple) or "PC" (Past Continuous) for the underlined part of the sentences.



- The sun was shining when we started our hike.
- While we were walking by the lake, we saw some friendly mermaids.
- They played in the water while we were hiking along the shore.
- When we looked back, they were waving good-bye.



Wednesday, October 30th, 2024

Homework

In your notebook, write 5 sentences using the past simple and the past continuous (connecting them with when or while), and add a drawing for each one.

Additional Resources



COLORES & HIGHTAM SCHOOL

Past Simple and Past Continuous with *When* and *While*

While my sister **was studying**, my mom **went** to the supermarket.

The graphic illustrates the concept of simultaneous actions. On the left, a girl is shown sitting at a desk with a laptop, studying. A clock above her shows the time is 1:50. On the right, a woman is shown pushing a shopping cart in a supermarket aisle. A clock above her also shows the time is 1:50. A jagged vertical line separates the two scenes, indicating they are happening at the same time.

Thursday October 31st, 2024 🎃

Homework

You have no homework. **Happy Halloween!**

Friday, November 1st, 2024

Homework

Choose a physical activity that you do often, and research what part of the body you move for that, and what muscles are involved in that movement. Write the names of the muscles in your notebook, and include a drawing or picture of the physical activity that you do.